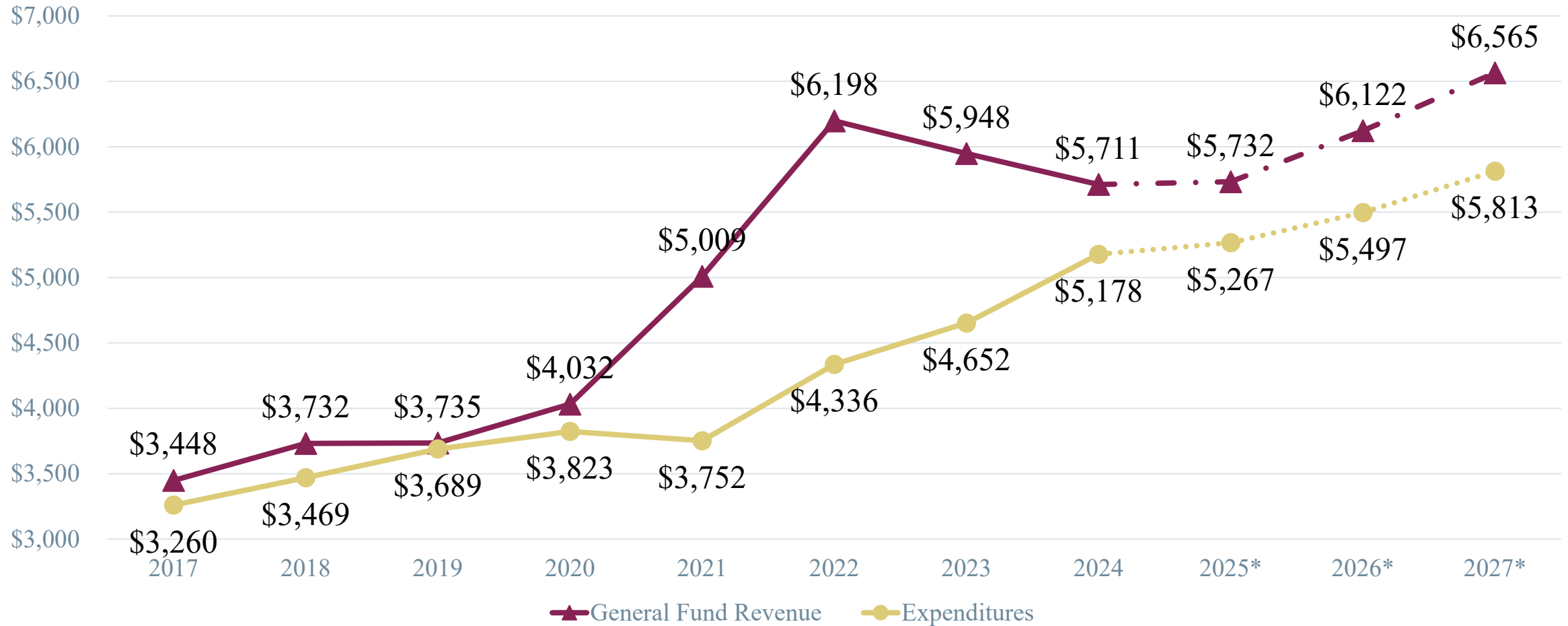




Fall Budget Update

Keith Bybee, Budget and Policy
Analysis Division Manager

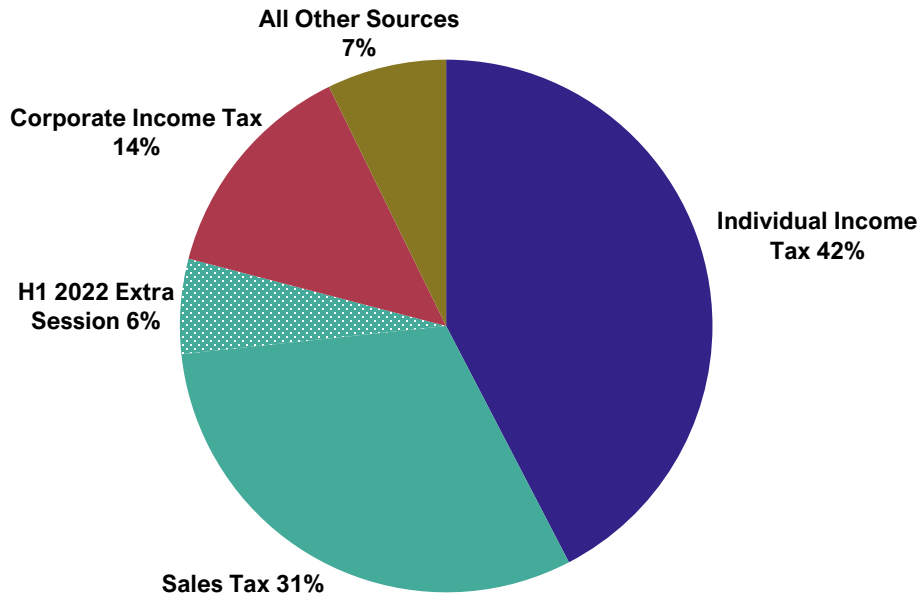
General Fund (in millions)



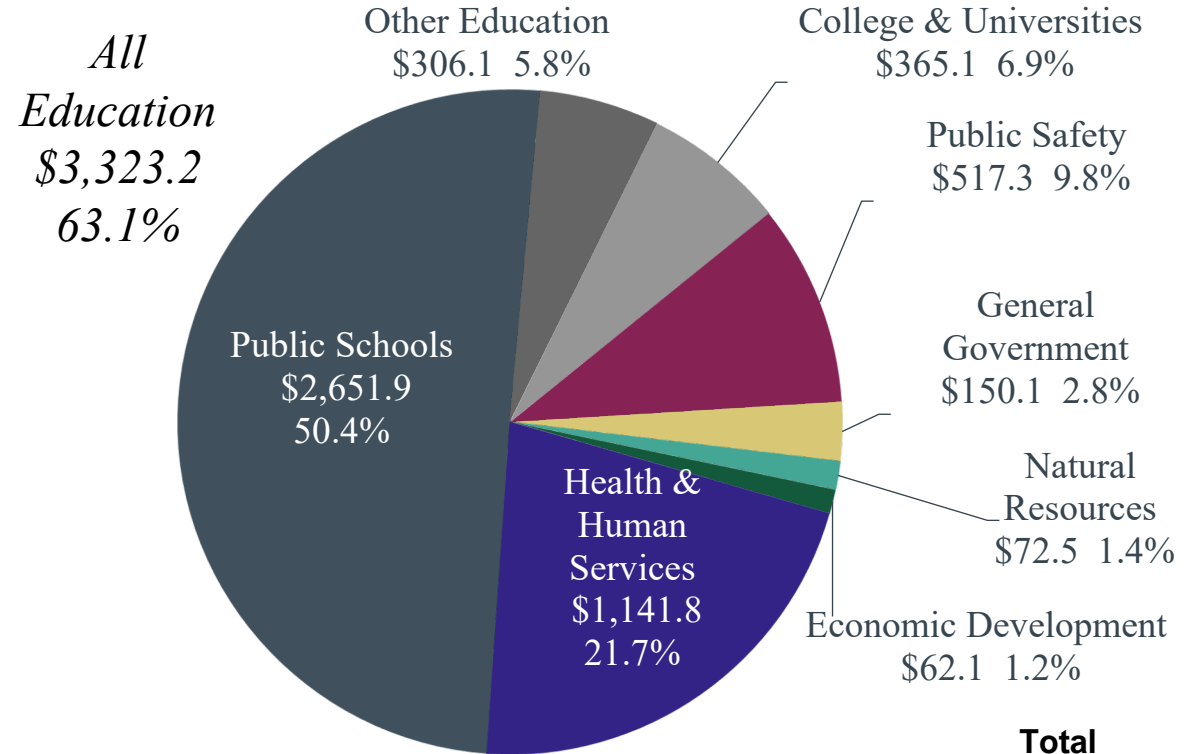
FY 2025 General Fund

"Where the money comes from . . ."

Dollars In Millions (Percent of Revenue)



By Revenue Source	FY 2024	FY 2025	Total % Chg
Individual Income Tax	\$2,228.7	\$2,428.9	9.0%
Sales Tax	\$1,823.9	\$1,773.6	(2.8%)
H1 2022 Extra Session	\$330.0	\$330.0	0.0%
Corporate Income Tax	\$867.5	\$784.4	(9.6%)
All Other Sources	\$446.7	\$415.5	(7.0%)
Total	\$5,696.8	\$5,732.3	0.6%

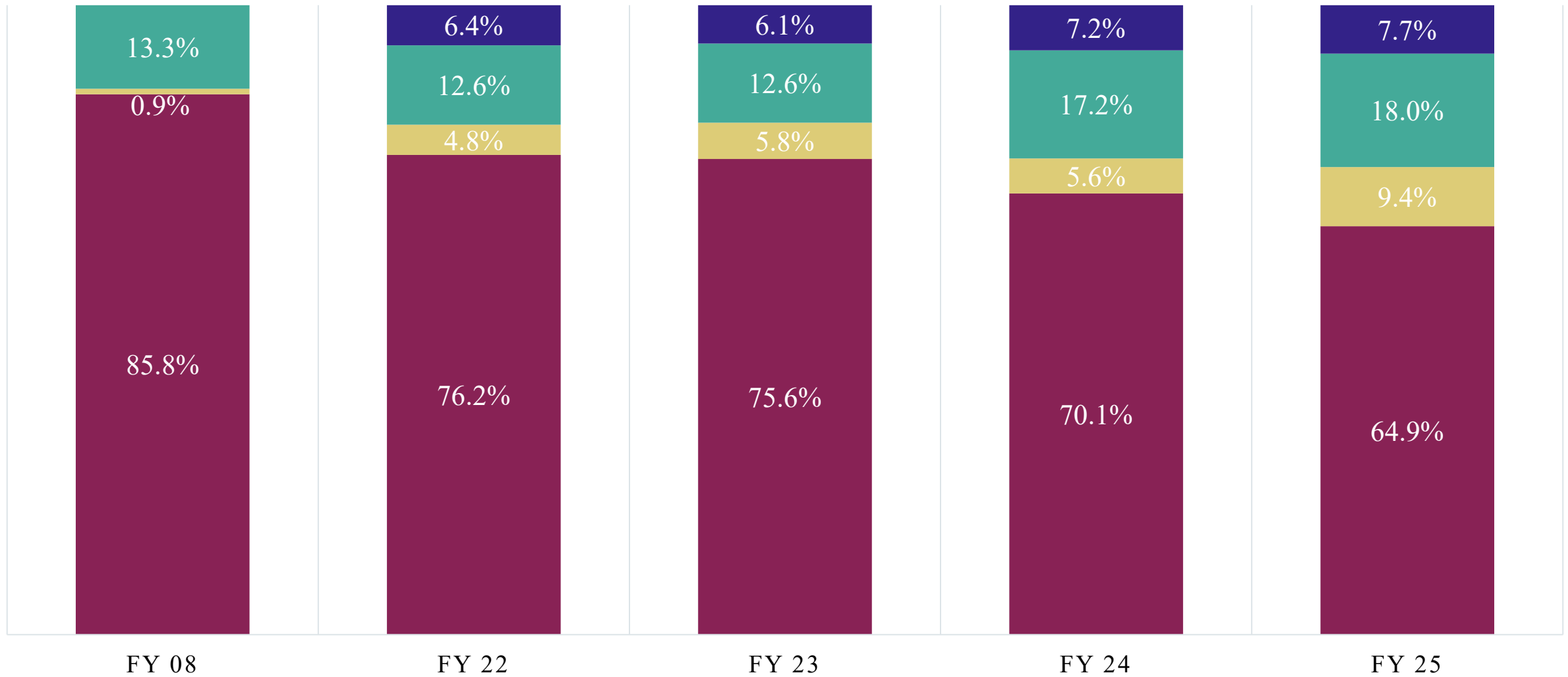


By Functional Area	FY 2024	FY 2025	Total % Chg
Education	\$3,347.4	\$3,323.2	(0.7%)
Health & Human Services	\$1,070.6	\$1,141.8	6.6%
Public Safety	\$484.6	\$517.3	6.7%
Natural Resources	\$64.4	\$72.5	12.6%
Economic Development	\$56.3	\$62.1	10.2%
General Government	\$157.6	\$150.1	(4.8%)
Appropriations	\$5,181.0	\$5,266.9	1.7%

Totals may not add due to rounding

SALES TAX DISTRIBUTIONS

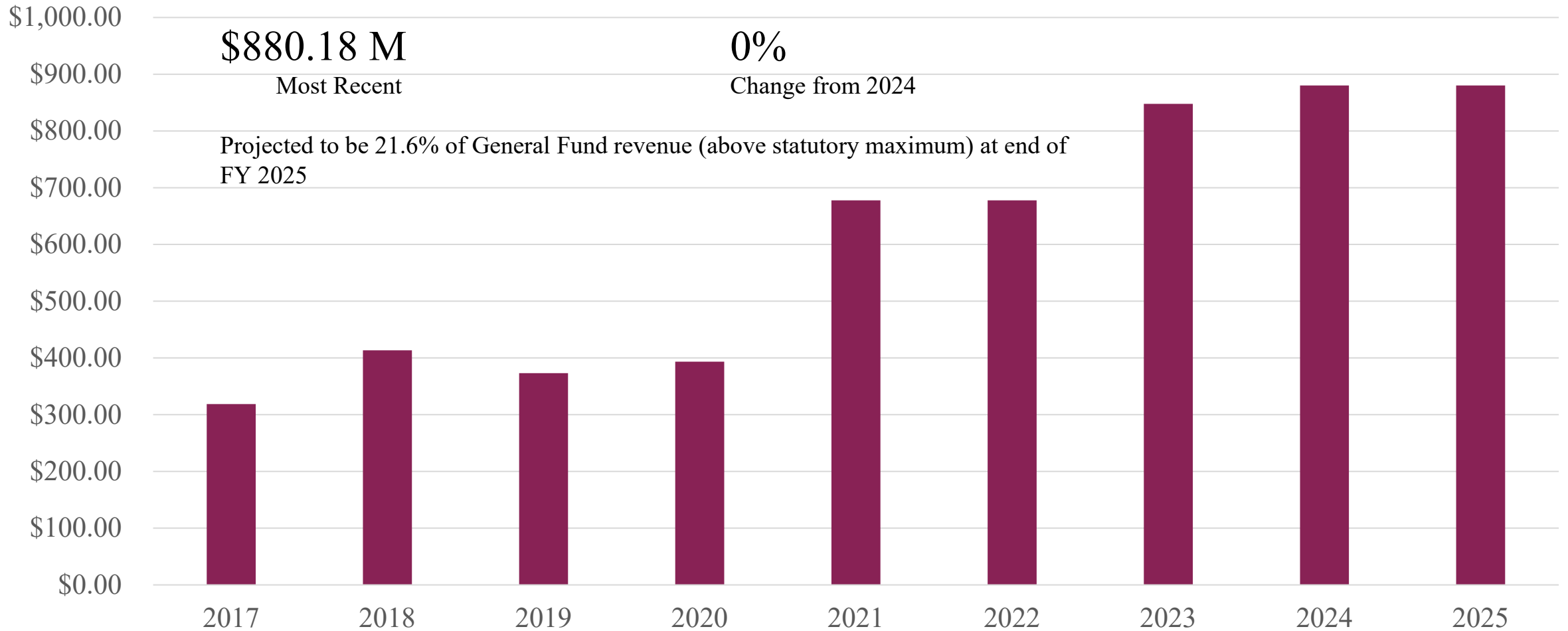
■ General Fund ■ State Spending ■ Property Tax Relief ■ Tax Relief Fund



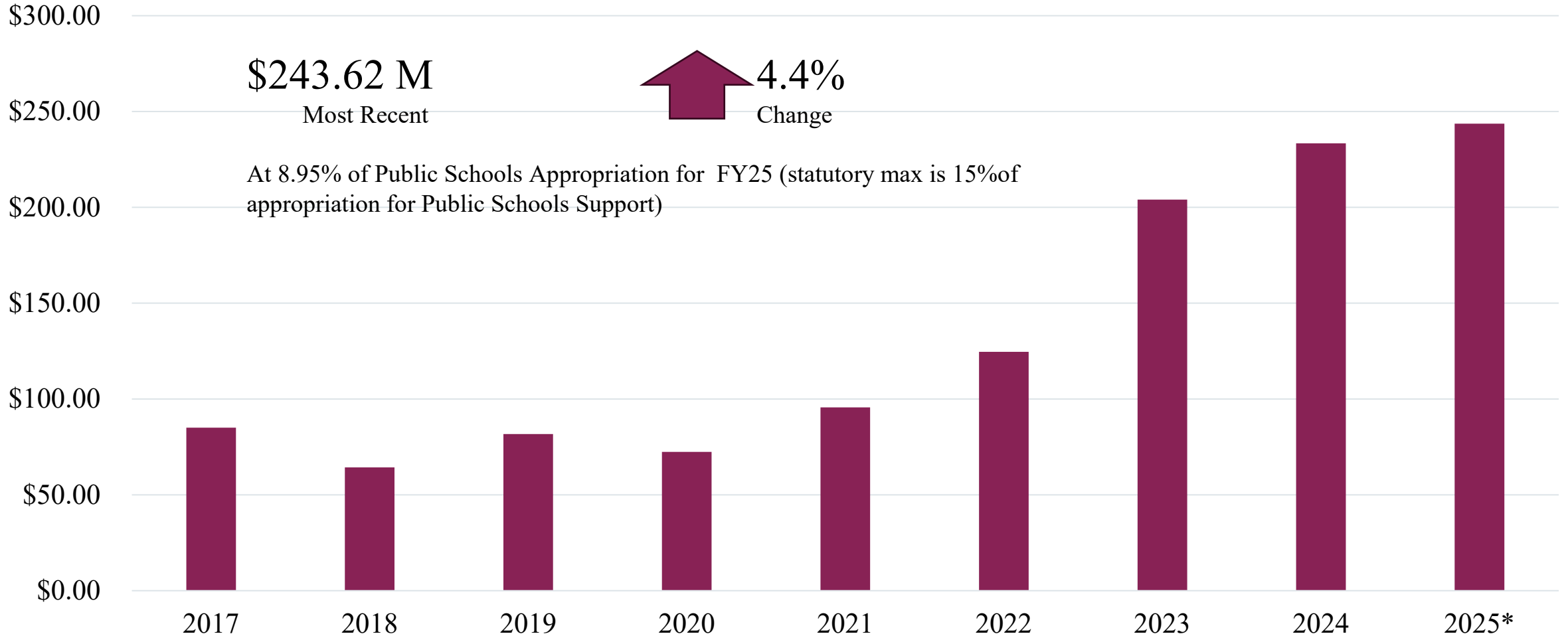
General Fund Obligations and Tax Rebates

	FY 2020	FY 2021	FY 2022	FY 2023	FY 2024	FY 2025	Total
Roads (ITD & Locals)	\$0.0	\$126.0	\$352.9	\$445.0	\$402.8	\$502.8	\$1,829.5
Permanent Building Fund	\$12.7	\$91.5	\$471.5	\$452.8	\$94.1	\$23.0	\$1,145.6
Savings (Budget Stabilization, PESF, 27th Payroll)	\$32.6	\$339.6	\$109.1	\$217.0	\$61.7	\$0	\$760.0
Natural Resources	\$20	\$54.3	\$163.2	\$409.0	\$78.7	\$54.0	\$779.2
Tax Rebates	\$0	\$0	\$350.0	\$575.0	\$0	\$0	\$925.0
Others	\$7.9	\$14.3	\$20.5	\$114.0	\$88.8	\$0	\$245.5
Total	\$73.2	\$624.4	\$1,467.2	\$2,212.8	\$746.1	\$579.8	\$5,629.5

Budget Stabilization Fund (in millions)



Public Education Stabilization Fund(in millions)



\$243.62 M

Most Recent



4.4%

Change

At 8.95% of Public Schools Appropriation for FY25 (statutory max is 15% of appropriation for Public Schools Support)

LSO

Legislative Services Office



*forecast amounts

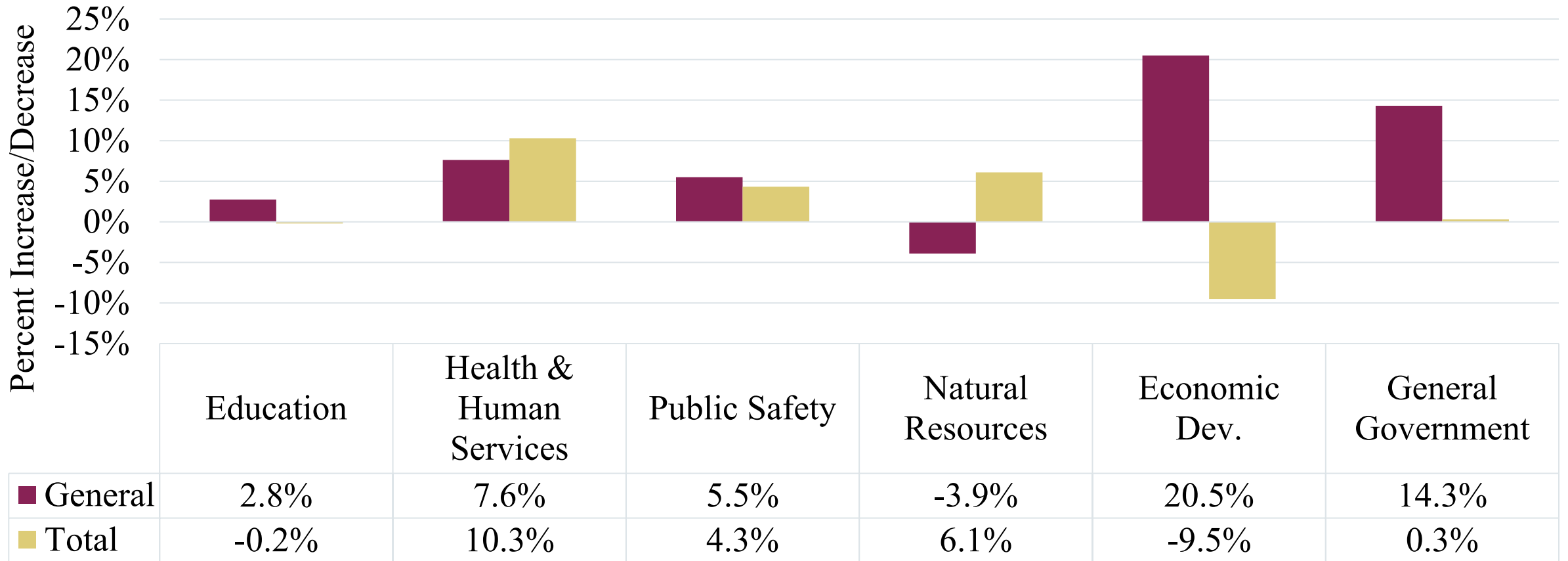
Cash Position Then and Now (in millions)

	2009	2025
Ending Cash	\$248.8	\$189.2*
Budget Stabilization Fund	\$140.6	\$880.2
Economic Recovery Reserve Fund	\$66.1	
Public Education Stabilization Fund	\$112.1	\$243.6
Emergency Funds	\$3.3	\$30.9
Other	\$70.21	\$111.2
Total	\$641.1	\$1,455.1
As Percentage of Original Appropriation	21.7%	27.6%

FY 2026 Budget Request by Functional Area

General Fund 4.5% Increase

Total Budget 3.1% Increase



Please feel free to contact me with
any questions at (208)334-4739 or
kbybee@Lso.Idaho.gov

LSO

Legislative Services Office

